



ROSECREST

A Master-Planned Community

Plat L

DESIGN GUIDELINES

SINGLE FAMILY RESIDENTIAL DEVELOPMENT

1.0 INTRODUCTION

The information in the Rosecrest Design Guidelines for Single Family development governs the appearance and use restrictions within the Rosecrest Development. The rules and regulations within this document will help to ensure that the visual quality and desirability, that form the basis for investing in the Rosecrest Development, remain stable for both current and future residents. These guidelines, in addition to the following documents:

Rosecrest Master Development Agreement (RMDA)

Rosecrest Master Plan (RMP)

Rosecrest Covenants, Conditions and Restrictions (CC&R's)

Herriman Development Code (HDC)

shall guide the decisions that are made by the Rosecrest Design Review Committee (RDRC) when reviewing applications for development or construction. The Design Guidelines shall serve to modify existing municipal ordinances as allowed within the scope of both the RMDA and the CC&R's.

2.0 DESIGN GUIDELINES

2.1 Purpose and Intent •

These guidelines govern all Single Family Detached Residential development and construction within Plat J of the Rosecrest Development. Fee simple ownership of individual lots for homes is governed by this document. The Design Guidelines for Multi-Family Development shall govern condominium forms of ownership, even if the homes are detached.

2.2 Use of Guidelines •

The RDRC shall utilize these guidelines when reviewing applications for Single Family construction. These guidelines shall be made available to each lot owner at the time of closing. Copies of these documents shall be available for review at the offices of Rosecrest, Inc. ("Rosecrest") during normal business hours. Additional copies may be purchased for a nominal fee that is determined solely by the RDRC.

2.3 Compliance with Guidelines •

All Single Family Residential construction shall conform to these guidelines. This includes all new construction, modifications or additions to existing structures that may or may not require the issuance of a building permit. Landscaping, grading and site development work within the boundary of an individual lot is also covered by the requirements of this document. The guidelines shall equally be applied to both developer initiated construction as well as that of individual lot owners.

2.4 Modification of Guidelines •

These Guidelines may be modified in an effort to respond to future development or issues within the Development. The text of all such modifications shall be available for review at both the Herriman City Hall and the offices of Rosecrest. The RDRC may enact, modify or reject any proposed modifications following a two-week period of review in which written comments can be received. The modifications shall become effective upon a positive two-thirds vote by the RDRC.

2.5 Special Conditions, Variances and Exemptions •

The RDRC may grant a variance or exemption from any section of this code upon completion of a review hearing to be held before the RDRC. The exemption shall be based upon a finding that strict conformance to the requirements would:

- a). create an unreasonable hardship or burden,
- b). would not have a substantially adverse effect on the Owners or Occupants of neighboring parcels and
- c). is consistent with the original design intent for the Rosecrest Development.

A two-thirds majority vote in favor of the variance by the RDRC is required for approval.

2.6 Resolution of Conflicting Conditions or Codes •

When a conflict arises between various governing documents the RDRC shall issue a 'Statement of Resolution'. In general, the order of priority for ruling documents shall be as follows:

1. Rosecrest Master Development Agreement
2. Rosecrest Conditions, Covenants and Restrictions

3. Rosecrest Design Guidelines
4. Herriman Development Code

The RDRC shall then correct the conflict between the documents whenever possible through the modification process described herein.

3.0 DESIGN REVIEW PROCESS

The process for reviewing single-family residential applications within Rosecrest shall be as follows:

3.1 Rosecrest Design Review Committee •

Rosecrest shall appoint the Rosecrest Design Review Committee (RDRC). The committee shall contain no fewer than three members or more than seven members. Members shall be appointed by Rosecrest to serve on the committee at the pleasure of Rosecrest. The RDRC shall meet at least once per month or as needed to review applications for construction in a timely manner. Members of the RDRC may be compensated for their time in reviewing applications.

3.2 Review Submittals •

Three sets of plans detailing any improvements or changes to a lot or dwelling shall be submitted to the RDRC for approval based on the schedule described below. All plans shall be drawn to scale where appropriate, and sheet size should not exceed 24" x 36". In addition to meeting the minimum requirements of this document, each application for approval must achieve a minimum score of 10-points or more for upgrades as detailed in Exhibit "F". The plan submittal shall include the following information:

- A. Rosecrest Design Review Committee Review Application
- B. Site Development Plans that include the following:
 - Lot boundary and dimensions
 - Locations of easements, rights-of-way and setbacks
 - Locations of any existing improvements or landscape elements
 - Location and size of all proposed improvements
 - Elevations of any architectural element or improvements
- D. List of all exterior materials and colors (where appropriate)
 - Samples of any unusual or custom materials
- E. Landscape plans and plant materials (where required)
- F. Any additional information as required by the RDRC

- G. Rendering or picture of structure or modification proposed
- H. Rosecrest 10 Point Upgrade Checklist

3.3 Multiple Copies of Same Floor Plan •

A Builder that proposes to build multiple copies of the same home must provide this information for each model. All variations of Elevations for the model must be approved by the RDRC. Additionally, the Builder must submit all required site plan information to the RDRC for review each time the floor plan is to be placed upon an individual lot within the development. Multiple copies of the same home can only be constructed in accordance with the applicable rules within these guidelines, which require the following:

Multiple copies of same floor plan can be constructed every third house when counted on either side of the street. There must be at least (2) houses of differing floor plans between duplicative or the same floor plan. To modify a duplicative floor plan so that it is not considered the same, the builder or owner must consider a number of the following design changes:

- Alter the rooflines
- Change color schemes
- Siding textures altered
- Move garages
- Increase or alter windows
- Increase or alter covered porches
- ** Any changes subject to approval by RDRC

3.4 Review Schedule and Fees •

All plans submitted to the RDRC for approval will be reviewed within 30 days from the date received at the development office. A reasonable fee may be charged for the review process. Any unusual request for construction may require the review of an expert in the field or a consultant. Fees for such review will be charged to the applicant. All review fees must be paid at the time of submittal or upon notification that a consultant will be used to complete the review.

A builder that proposes to construct multiple copies of the same home may request an adjusted fee schedule for reviews by the RDRC.

Applications, plans and fees shall be submitted to:

Rosecrest Design Review Committee
2511 South West Temple
Salt Lake City, Utah 84115
(801) 461-9700
(801) 461-9722 / Fax

3.5 Changes After Final Review •

There may be occasions when an Owner desires to make a change that significantly affects the exterior of the building or the site after construction documents are reviewed and approved. A significant change shall be one that affects more than (10) percent of the total area of any given building elevation or site plan. When an applicant wishes to make such a change, which deviates from the plans as approved by the RDRC, the applicant must submit a written request to the RDRC along with a set of plans that clearly delineates the proposed change. The RDRC shall respond to such request within (30) days from the date of submittal. No changes will be allowed unless approved by the RDRC. The RDRC reserves the right to charge an additional fee for this review process.

3.6 Decisions •

The RDRC shall review all submitted applications and shall furnish a written decision to the applicant setting forth the reasons for its decision, including the nature of any objections it has to the request. If the RDRC fails to review an application within the (30) day period then the application shall be deemed approved (except for variance requests, see below). The RDRC shall determine whether an application is complete and in compliance with these guidelines. Incomplete applications will be returned to the applicant for re-submittal. In addition, the RDRC may disapprove any application if the RDRC, in its discretion, believes the applicant has not provided sufficient or accurate information or has not complied with the intent of these Guidelines. If a request for a variance is not acted upon within (30) days it shall be considered rejected.

All decisions of the RDRC shall be reported to the Herriman Planning Department and shall become a part of the official file for each lot or building parcel. Two sets of approved plans shall be returned to the applicant and one set shall be retained by the RDRC until construction of the proposed improvements is completed. At that time the RDRC may dispose of the

retained drawing and submittal package. The applicant will be required to submit one approved submittal package to the Herriman Building Department with the building permit application.

3.7 Appeals •

An applicant aggrieved by a decision of the RDRC may appeal the decision in writing or request a variance from the RDRC. Such appeal or variance request must be made within (10) business days after the decision of the RDRC and must be accompanied by a copy of the written decision of the RDRC, copies of the prior submittal application and any relevant additional information or explanations relevant to the appeal. If a decision of the RDRC is overruled on appeal on any issue in question, the prior decision of the RDRC shall be deemed modified to the extent specified. Any decision of the RDRC shall be deemed final after the (10) day appeal period has expired.

3.8 No Liability for Approval of Plans •

Any approval of plans, specifications or proposed construction given by the RDRC, or its designees, shall be only for the purpose of permitting construction of the proposed improvements within the Rosecrest Development as they relate to these Guidelines. Such approval shall not constitute compliance with any applicable City, County, State or Federal laws or regulations. Such approval shall not constitute an approval or endorsement of the quality of architectural and engineering soundness of the proposed improvements. Neither the RDRC nor Rosecrest shall have any liability in connection with or related to approved plans, specifications or improvements.

3.9 Accuracy of Information •

Any applicant submitting plans to the RDRC shall be responsible for verifying the accuracy of all components of the submittal package. The RDRC reserves the right to reject any application based upon the suspicion that the submittal does not accurately reflect ground or building conditions.

Approval of an application by the RDRC does not constitute actual or implied warranty with regard to site or building conditions.

4.0 SITE DEVELOPMENT STANDARDS

Proposed construction of improvements within lots and building sites for Single Family homes shall be reviewed and approved according to compliance with the following standards.

4.1 Setbacks •

Residential building setbacks within Rosecrest shall vary according to lot size. Setbacks are listed in the following chart. Additional setback modifications may be required along certain collector roadways as designated by the RDRC. Easements for utilities and drainage may exist along individual lot lines. These easements may be greater than the required setbacks that are listed below. All builders and homeowners shall be required to show any easement that affects the building lot on the documents that are submitted to the RDRC for review and approval. Front setback distances must be varied from existing homes on both sides.

Primary Structures -

Lot Size	Front	Rear	Side Yard
8,000 - 10,999 s.f.	20'	25'	6' min./14' total
11,000 - 14,999 s.f.	24'	25'	8' min./20' total
15,000 – 17,999 s.f.	28'	28'	8' min./20' total
18,000 + s.f.	32'	30'	10' min./24' total

Additional Setbacks -

Detached Garage & Accessory Building	- Min. 4' Side and Rear Setbacks
Front Porches and Entry Steps	- May Reduce Front Setback by 4'
Corner Lots	- Min. 2nd Front Setback of 18'
Rear Decks - 2' Above Grade	- Min. 6' Side/15' Rear Setback
Patios, Decks and Walks - at Grade	- 4' Side/4' Rear

4.2 Building Heights •

All Detached Single Family Residential construction shall be governed by the height restrictions as described in the Herriman City Code (HCC) with the exception that detached garages or accessory buildings in the rear of the lot may not exceed 16' as defined under the Code. No second level shall be allowed in detached garages.

4.3 Garages and Accessory Buildings •

The use of recessed and side-turned garages is encouraged. Garages may be attached or detached from the primary residence. Front-loading garage doors must not protrude in front of the main building facade without specific approval of the RDRC. For exceptions to this provision, see Exhibit "B" for examples of appropriate protruding garages. Buildings with front-loading garages flush with front of main building facade must have a covered porch. Garages will be allowed to protrude beyond main building facade up to the end of porch. Other front-loading garages will be evaluated on a case-by-case basis by the RDRC. The visual image of attached garages should be minimized in the streetscape. This may be accomplished by the use of structural elements, variation within the building facade or decorative elements on the garage facade. Front porches and building entries may protrude in front of the garage as allowed by the lot setback. Detached garages must be similar in style and color to the primary residence. A detached garage must be placed within the rear yard area of the lot and must be clearly shown on the site plan that is submitted for review.

Accessory buildings shall be of a permanent nature and must be of similar construction, materials and color as the primary residence. All Accessory Buildings must meet required setbacks as specified in this document.

4.4 Porches, Decks and Overhangs •

Covered porches, decks and overhangs are encouraged to provide variety to the building facades of each residence while maintaining architectural integrity and unity within the structure. The appearance of 'add-on' elements should be avoided by integrating these elements into the design of the structure.

4.5 Mailboxes •

All homes shall receive mail at the designated cluster box locations. Please see the post office for location, box number and key.

5.0 ARCHITECTURAL STANDARDS

The architectural patterns within the Rosecrest Development will encompass a wide variety of styles due to the broad spectrum of lot sizes and housing types that are anticipated. The RDRC shall have broad discretionary powers in the review and approval of architecture.

5.1 Style and Character •

The general style and character of each residence shall be appropriate to the size of the lot, the location within the Development and topography. Homes on sloping lots that result in large retaining walls due to the poor integration of the home and topography may be denied by the RDRC. The incorporation of dormers, porches, wide roof overhangs and similar elements into the design of the home is encouraged. Suggested Architectural patterns or styles are included in Exhibit "B" of this document. These patterns are to be used as a guideline in designing homes for Rosecrest. The RDRC may approve additional building styles based on location and merit.

5.2 Building Size •

The minimum building size for the Rosecrest development shall be regulated based on lot size according to the following chart. Square footage shall be based on above grade livable space. Garage square footage and finished space in accessory buildings may not be included in the total square footage.

Minimum Building Size (in Square Feet)

Lot Size-Sq.Ft.	Rambler	Tri-Level	Two-Story	Split-Entry
8,000 – 10,999	1500	1500	1500	1500
11,000 – 14,999	1600	1700	1700	1700
15,000 – 17,999	1800	1900	1900	1900
18,000 +	2000	2100	2100	2100

Variances for minimum building size requirements will be considered for homes with a minimum of 40' frontage. Such homes should feature significant architectural details to offset small building and to receive RDRC approval.

5.3 Exterior Materials and Colors •

All exterior materials shall be suitable for the climate and exposure with a minimum of deterioration and wear. Materials shall be selected that will be

maintenance free. The RDRC may reject any architectural material that it deems to be of inferior quality, or aesthetic appearance or problematic with regard to the intended use. New materials will be considered for use in the Development as they are developed by the building industry.

Architectural colors shall be harmonious with the setting and the neighboring properties. Subtle or muted tones as well as earth tones are best for the dominant areas of the structure. Pastels and bright colors shall not be used. Roof colors will be evaluated as they relate the character of the home as well as for compatibility with the neighboring structures.

5.4 Elevations •

The exterior of each home must meet or exceed the following minimum standards for finish and materials. All windows and doors should be trimmed or set apart from the plane of the facade by accent colors. The use of shutters or similar exterior trim elements is encouraged.

Front Building Elevation - Brick, rock or stone must be used for the finish system on the front building façade and must make up a minimum of 25% of the total area of the front facade. Brick or stone shall be used on the front elevation to show significant masonry architectural detail in the form of vertical accents. However, other architectural details may be used in lieu of brick/stone if approved by the RDRC. Manufactured materials may be substituted for real stone products. The remainder of the front elevation may be finished with a combination of stucco or brick products. The use of more than three finish materials in the front elevation is discouraged. The use of vinyl and aluminum siding is prohibited. At least one window per elevation per floor is required.

5.5 Roofs •

Roof planes for lots on a street without a cul-de-sac shall have a minimum pitch of 6:12 (vertical to horizontal). Lesser pitches may be utilized on small areas of the roof plane such as shed dormers and patio or porch roofs. The design of the roof should appear as an integrated architectural element. 25 year architectural grade roofing are the minimum required roofs in the Rosecrest Development. Other shingle materials that meet or exceed the minimum requirement may be approved by the RDRC.

A minimum fascia height of 4" shall be required for all homes. These elements shall be finished to match the finish and color of the home. Exposed rafters and

open soffits shall only be allowed by the RDRC when they relate to the style of the architecture. In such cases, the soffit and rafters must be painted to match the building. Soffit and fascia finish materials must be approved by the RDRC.

5.6 Porches and Decks •

The use of covered porches and decks to extend the living area outdoors is strongly encouraged. Front porches may extend into the front setback area as allowed in Section 4.1 - 'Setbacks'. All porches shall be covered and shall be a minimum of 100 square feet. Rear decks shall be integrated into the design of the structure. The appearance of a deck supported by 'spindly legs' should be avoided with minimum size support post of 6"x 6". The RDRC may require the use of structural elements beyond that required by building code to achieve visual balance between the deck and the support structure.

5.7 Fencing and Walls •

Fencing and walls around residential lots is permitted. All fences, walls, and screening must comply with the following standards. No chain link fencing shall be permitted with the exception of sport court fencing and small dog runs within the individual rear lots. Such fencing shall be screened from public view. All fences on sloping lots must comply with these standards while stepping with the grade with the exception that open, three rail fences may follow the contour of the lot. The top rail of stepped fences must be constructed in a level plane. On stepped fences the height shall be measured at a point that is midway between the posts. Fences must step in four or eight-foot lengths as determined between posts.

The following fence standards shall govern for areas along Development open spaces and parks, collector roadways, and commercial areas.

Parks and Open Spaces – A white poly-coated or white vinyl 6' fence is required along all areas adjacent to open space.

Commercial Areas - White poly-coated privacy fence product, 6' in height along areas adjacent to commercially zoned property.

Front Yard - White poly-coated privacy fence product, 3' in height in the front yard setback area of the lot. Accent posts or columns may be used that exceed 3' provided they do not exceed 10 percent of the lot frontage. The maximum height of any front yard structure may not exceed 8'. Front yard fencing, walls

and screening shall be constructed of white poly-coated or white vinyl products. Care must be taken at driveway entrances and at corner lots to not intrude on visual clear zones for traffic safety intersections.

Rear and Side Yard - White poly-coated fence product, 6' in height in the rear or side yard setback area of the lot. For rear and side yards along open space areas, the standards under those sections shall govern. Accent posts or columns may be used that exceed 6' provided they do not exceed 10 percent of the rear lot boundary distance. The maximum height of any rear yard, non-habitable or landscape structure (gazebos, playground equipment, etc.) may not exceed 12'. Side yard fencing on corner lots shall be treated as a front yard fence and must not intrude on visual clear zones for traffic safety at intersections.

5.8 Garages •

Each home is required to have a two-car garage. The garage may be attached or detached from the main structure. All garages must match or complement the design of the home. The finish materials of the garage must match the finish of the home. Front loading garages must not protrude from the front façade of the home, except upon written approval of the RDRC. All exceptions shall require significant enhancements to the front elevation of the Home. Side loading garages are encouraged where possible.

5.9 Contemporary and Technological Conveniences •

New products and technological conveniences such as satellite dishes may be evaluated and regulated as to location and use by the RDRC. Satellite dishes larger than 24 inches in diameter and radio and TV antenna taller than 8 feet shall not be permitted except by special permission from the RDRC. Location, visibility from adjacent properties, color and screening will be considered in granting permission for such devices. Approval of such devices shall be considered a 'Conditional Use'. As such, the permit may be withdrawn by the RDRC upon violation of any conditions that were imposed at the time of the approval. In such cases, the device must be removed within 30 days of cancellation of the permit.

5.10 Accessory Commercial Uses •

Home offices are permitted in the Rosecrest Development provided they meet all requirements as specified in the City of Herriman Code and a commercial business license has been issued by the city. The RDRC must also be notified by the applicant of the request for a business license. Additional restrictions may be requested by the RDRC at the time the license is issued. The use of business signage is prohibited.

6.0 LANDSCAPE STANDARDS

The following landscape standards shall apply to all Single Family lots or development. The Owner or Applicant for RDRC approval shall be required to implement these standards.

6.1 Landscape Planting •

Each lot or residential parcel shall meet or exceed the following landscape standards:

Front Yard Landscaping - The front yard area of each lot or parcel must be landscaped by the homebuilder or homeowner at or prior to occupancy. The homebuilder or homeowner shall be allowed to install front yard landscaping within 150 days after issuance of the 'Certificate of Occupancy' when closings occur during fall and/or winter months (defined as November 1 to February 28). The minimum requirements for front yard landscaping (based on square footage of front yard area) is as follows:

- A. 2 tree (2" caliper min.) located between the walk and home
- B. 3 shrubs (5 gallon) per 600 s.f.
- C. 1 evergreen shrub (5 gallon) per 600 s.f.
- D. Minimum 2 Street Trees (2" caliper min.) or 1 Street Tree (2" caliper min.) per 25' of frontage (i.e. 75' frontage requires 3 trees), whichever is greater.
- E. Sod or hydroseeded grass.

Street trees shall be located within the park strip between the sidewalk and curb. Clear zones for visibility and safety must be considered when locating street trees on corner lots. All street tree species shall be in conformance with the 'Master Street Tree Plan' shown in Exhibit "A". Any tree that is placed in

the park strip that is contrary to the 'Master Street Tree Plan' may be removed by the RDRC at the lot owner's expense.

The balance of the front yard shall be landscaped with sod, ground cover or planting beds. Visual clearance for driveways and streets must be maintained.

Rear Yard Landscaping - The rear yard area of each lot or parcel must be landscaped by the homeowner within 180 days of issuance of the 'Certificate of Occupancy'. The minimum requirements for rear yard landscaping are as follows:

- A. 3 Trees (2" cal. min.)
- B. Sod or hydroseeded grass.

The balance of the rear yard shall be landscaped with sod, ground cover or planting beds, or vegetable garden.

Side Yard Landscaping - The side yard area of each lot or parcel must be landscaped by the homeowner within 180 days of issuance of the 'Certificate of Occupancy'. The minimum requirements for side yard landscaping shall be the installation of sod or hydroseed, ground cover or planting beds. On corner lots, the side yard facing the street shall be treated as a front yard and landscaped accordingly by the homeowner.

All lots are required to install automatic irrigation systems within 180 days of certificate of occupancy of the residence. Owners are encouraged to install irrigation systems prior to the installation of any landscaping. Irrigation systems must provide coverage within the front or side yard park strips. The use of water conserving drip irrigation system is encouraged.

6.2 Erosion Control Planting or Measures •

All graded areas of any lot may be required to install temporary erosion control plantings or similar erosion control measures in advance of the final landscape installation. All final landscape plans must address erosion control issues for the home, the lot and any drainage easements that may exist along the lot boundaries. Homeowners may not alter or remove any existing erosion control or drainage system improvements without prior approval from the RDRC. Erosion control plans shall be submitted to the RDRC for review and approval.

6.3 Park Strips, Easements and Rights-of-Way •

6.3.1 Front or Side Yard Park Strips

The planting of the front or side yard park strip is required to be completed by the homeowner within 150 days of issuance of the 'Certificate of Occupancy' for each residence. Planting shall consist of sod and flowerbeds as desired by the homeowner. Trees shall be placed within the park strips and must be selected from the approved street tree list and coordinated with the 'Street Tree Master Plan'. The lot owner is responsible to maintain the park strip area in a healthy and weed free condition. Any lot that shares a boundary with an access easement (except for public trail or landscape easements) to a common area or facility must also landscape and maintain the easement. Public trail and landscape easements will be planted and maintained by the Homeowner's Association or an appropriate governmental authority.

6.4 Preservation of Existing Trees and Revegetation •

Significant areas of native trees or exceptional specimens of native trees may exist within the Rosecrest Development. These trees should be identified on the RDRC submittal plans. Care should be taken to preserve as many of these native trees as possible within the building lots. Wherever possible, development plans shall strive to locate native trees in common areas.

6.5 Plantings Adjacent to Development Open Space •

Private residential plantings along Development open spaces should be planned to provide for screening and privacy where desired by the homeowner. A hard, mowable edge or a planting bed with a spun fabric weed barrier is recommended along the boundary. As maintenance within the common areas may vary and planting may be limited to native vegetation this will help to minimize weed intrusion into the residential landscape. Placement of private landscaping within the common area is not permitted. Any such plantings may be removed by future development without notice or compensation to the homeowner. Maintenance to control weeds and fire hazards within the common areas by the owner of an adjacent property may be permitted.

6.6 Recommended Plant Materials •

Plantings within the Rosecrest Development common areas and rights-of-way park strips shall be selected from the approved list in Exhibit "A" -

'Recommended Plant Materials'. Lot owners should use this list as a guide for their planting plans within the development. Plants listed as 'Prohibited' are not allowed within the Rosecrest development.

6.7 Maintenance •

Each owner, at the Owner's sole cost shall be responsible for the maintenance and repair of all landscaping on the Owner's lot or parcel. This includes the area between the street curb and "park strip" behind the curb. All landscaping shall be maintained in good condition, including but not limited to irrigation, mowing, fertilization, pruning, pest and disease control, and trash removal. Dead, damaged or dying plant materials and damaged or deteriorating structural elements shall be removed or replaced as soon as possible when an unsightly or potentially hazardous condition becomes apparent.

6.8 Weed Control •

Each owner shall be responsible to control weed growth on their lot or parcel. Weeds may not be permitted to exceed 12" in height with the exception of common area parcels that are planted in native vegetation. Any vegetative growth that is deemed to be a fire hazard by the municipal authorities shall be removed within 5 business days at the owner's expense. This requirement shall apply to both developed and undeveloped properties.

7.0 MISCELLANEOUS SITE FEATURES

This section covers the construction of many of the 'backbone' or common facilities within Rosecrest.

7.1 Walkways and Paths •

The Rosecrest Development will include a wide variety of common area walkways, paths and trails. The type of construction, size and location of these trails will be determined by Rosecrest during the design of each phase of construction. The eventual use and development need will be evaluated when determining the level of facility that is to be built. Standard sections for these improvements are included in Exhibit "C" - 'Site Details'.

7.2 Fixtures and Appurtenances •

All fixtures and appurtenances such as lighting, benches, bike racks, mailboxes and street signs shall be selected by the RDRC or as required by Herriman City. The use of any fixture within the public areas of Rosecrest must be reviewed and approved by the RDRC.

7.3 Streets, Roadways and Crosswalks •

All streets shall be constructed according to the standards and specifications of Herriman City or as modified in the Rosecrest approval documents.

Traffic calming measures may be utilized on roadways throughout the development. Decorative crosswalks and handicap ramps may also be constructed at major intersections or important locations in accordance with the Rosecrest Design Guidelines and as approved by the RDRC. Materials for such crosswalks or ramps must be selected for both safety and maintenance considerations.

7.4 Site Lighting •

The provision of adequate lighting while maintaining the rural nature of the surrounding areas is an important design goal for the Rosecrest Development. Lighting within the development shall be coordinated according to the following guidelines and fixtures shall be approved by the RDRC or as required by Herriman City.

Pathway Lighting - Major pathways within the core areas of the development may be illuminated. These light fixtures shall be of a bollard type of light or a low height pole lamp. Illumination levels shall be chosen based on the intended use of the pathway, location within the Development and safety criteria.

House Lighting - All exterior light fixtures on residences, except those adjacent to front entries, shall be of a type that has a light source shielded from view from the street or neighboring properties. Security lighting installed on a residence shall be concealed from the street view by locating it under eaves or in niches built into the architecture and painted to match the structure. No lighting shall be allowed that produces excessive glare or that shines on another residence or lot. The use of any light source with a color other than white or pale yellow shall be prohibited except for holiday lighting.

Landscape Lighting - Landscape lighting is permitted within each lot as long as it meets the intent of the 'House Lighting' section of these guidelines. All landscape lighting shall be low voltage and of commercial quality. Landscape lighting shall be used for accent lighting and not for general illumination of the residential lot.

Holiday Lighting and Decorations - Holiday lighting and decorations shall not become a nuisance to neighbors. Holiday lighting and decorations may be displayed for a period of (45) days prior to and (30) days after the holiday it is intended for.

8.0 SIGNAGE

Signage continuity is important to the long-term values within Rosecrest. The development of a Development identity will be governed by the RDRC. All builders shall be required to submit sign programs and designs to the RDRC for approval prior to installation of any sign within the Rosecrest Development.

8.1 Temporary Signage •

Real estate, construction and similar temporary signage shall be governed by the RDRC. Signs must be maintained in a clean and safe manner. Any damaged sign must be repaired or removed immediately.

8.2 Flags and Flagpoles •

All flags and flagpoles, whether permanent or temporary, must be approved by the RDRC. An exception to this requirement shall be the placement of no more than two (2) poles not exceeding five feet each in length on an approved structure. Flags on these poles may not exceed fifteen (15) square feet each.

9.0 GENERAL CONDITIONS AND MAINTENANCE

All construction within Rosecrest must adhere to the following rules and regulations. Violations to this section shall be punishable by fines as established and authorized in these guidelines by and payable to the RDRC. The payment of any fines shall be the responsibility of the Lot Owner or contractor. Any fine that is not paid in the time limit specified may be filed as a lien against the subject lot. Any violation that is not corrected in a timely manner may be corrected by the RDRC, at its discretion, and subsequently billed to the applicant or filed as a lien against the property as provided in the CC&Rs recorded on the property.

9.1 Construction Operations •

Construction operations must proceed in an orderly manner within the development. The Contractor or Owner is responsible for the safety conditions of their property as well as any required liability and disability insurance coverage. It is the responsibility of the Contractor or Owner to see that all sub-contractors and material suppliers adhere to the rules and regulations as outlined in these regulations. Any construction activity that is halted for a period six (6) months may be subject to review by the RDRC.

9.2 Access to Building Sites and Lots •

Owners and contractors may only access building sites by legal points of access such as dedicated streets, rights-of-way or construction easements. The crossing of adjacent properties, parcels or lots is prohibited except by written permission of the owner of the adjacent parcel.

No homeowner or contractor may utilize any public or Development open space for access to the rear of the lot for any purpose without prior written permission from the RDRC or other appropriate governmental agency. Permission may be granted for temporary uses or construction purposes only. Permission will not be granted for the purpose of storing vehicles, campers, motor homes, boats or other equipment.

9.3 Dust and Erosion Control •

Each Contractor shall be required to control all dust during construction. An erosion control plan must be included with the RDRC submittal. This plan is to be implemented for all phases of construction. Failure to adequately control dust and erosion may result in the levying of penalties or fines by the RDRC.

9.4 Cleanup of Building Sites •

Building sites should be cleaned on a regular basis. Materials should be secured on the site to prevent the blowing of debris and garbage. Dumpsters or wired garbage baskets must be located on the building site or in the right-of-way in front of the site. A location on an adjacent site under the control of the contractor is also permitted. The contractor shall leave the site in a clean manner upon completion of construction.

9.5 Disposal of Construction Debris •

All construction debris must be removed from the property and disposed of in a legally approved manner. The burning or burial on site of debris and garbage is not permitted.

9.6 Concrete Washout Areas •

Each Applicant shall be required to designate and maintain a concrete washout area on the subject lot. All concrete washouts as a result of construction must be removed from the lot and properly disposed of upon completion of construction.

9.7 Fines and Penalties •

Violations of this section of the Design Guidelines shall be punishable by fines, penalties and charges for replacement of improvements. A current list of charges may be obtained from the RDRC office.

10.0 APPENDICES

The following items shall provide further detail in using these Design Guidelines. These appendices may be modified by the RDRC without restriction or notice. Current copies may be obtained from the RDRC at the address listed in this document.

10.1 Recommended Plant Material •

The following plant list may be used as a guideline for residential plantings within the Rosecrest Development. Additional plants may be utilized that are appropriate to the climatic zone (USDA Zone 3) and soil type. A list of prohibited plant materials is included. These plants may not be planted on private or public property within the Rosecrest Development.

See Exhibit “A” attached hereto.

10.2 Architectural Styles

See Exhibit “B” attached hereto.

10.3 Site Details

See Exhibit “C” attached hereto.

10.4 (Intentionally Left Blank)

10.5 (Intentionally Left Blank)

10.6 Example of Required Submittals •

10.6.1 Rosecrest Design Review Committee Application Form

A completed application form and fee must be submitted prior to consideration of the request by the RDRC.

10.6.2 Site Plan

The Site Plan drawing shall be at a scale that will clearly indicate the location of any structures, existing or proposed, for the property. All building setbacks shall be indicated on the drawing. The location and size of all fences, walks and driveways shall also be indicated on the plan.

10.6.3 Floorplans

The Floorplans for the residence shall clearly indicate the location of all rooms within the home. All entrances and windows shall also be indicated on the plans. Exterior lighting shall be listed by location and type of lighting.

10.6.4 Building Elevations

The submittal shall include a scaled elevation drawing for all four sides of the building. The existing and proposed grade line shall also be indicated as well as the elevation of any adjacent streets, walks or common areas. The total height of the structure and the pitch of the roof shall be clearly indicated.

10.6.5 Materials and Color List

Any exterior materials and colors not indicated on the plans shall be submitted on a separate list. Samples may be required by the RDRC.

10.6.6 Landscape Plan

A landscape plan for the front yard area of the lot must be submitted for review and approval. This plan must include both the species and size of the proposed plantings. All planting in the park strip areas must be included on this plan.

10.7 Rosecrest Design Standards Details & Scoring

See Exhibit "D" attached hereto.

EXHIBIT "A" - RECOMMENDED STREET TREES

COLLECTOR STREET TREES

SPACING • MINIMUM - 45' O.C. / MAXIMUM - 65' O.C.

<u>SCIENTIFIC NAME</u>	<u>COMMON NAME</u>
ACER P. 'EMERALD QUEEN'	NORWAY MAPLE
ACER PSEUDOPLATANUS	SYCAMORE MAPLE
AESCULUS x C. 'FT. McNAIR'	HORSECHESTNUT
CELTIS OCCIDENTALIS	HACKBERRY
FAGUS SYLVATICA	EUROPEAN BEECH
FRAXINUS P.L. 'CIMMZAM'	CIMMERON GREEN ASH
GLEDITSIA T. 'SKYLINE'	SKYLINE HONEYLOCUST
QUERCUS MACROCARPA	BURR OAK
QUERCUS RUBRA	RED OAK
TILIA C. 'GREENSPIRE	GREENSPIRE LINDEN

LOCAL AND NEIGHBORHOOD STREET TREES

SPACING • MINIMUM - 30' O.C. / MAXIMUM - 50' O.C.

<u>SCIENTIFIC NAME</u>	<u>COMMON NAME</u>
ACER CAMPESTRE	HEDGE MAPLE
ACER PLATANOIDES	NORWAY MAPLE
AESCULUS x CARNEA	HORSECHESTNUT
CARPINUS BETULUS 'FASTIGIATA'	PYRAMIDAL HORNBEAM
CELTIS OCCIDENTALIS	HACKBERRY
CRATAEGUS OXYCANTHA	ENGLISH HAWTHORN
CRATAEGUS PHAENOPYRUM	WASHINGTON HAWTHORN
FRAXINUS AMERICANA	WHITE ASH
FRAXINUS PENNSYLVANICA	GREEN ASH
GINKGO B. 'FAIRMONT'	MAIDENHAIR TREE
GLEDITSIA T. 'IMPERIAL'	IMPERIAL HONEYLOCUST
MALUS 'HOPA'	HOPA CRAB
PYRUS CALLERYANA 'BRADFORD'	BRADFORD FLOWERING PEAR
QUERCUS MACROCARPA	BURR OAK
TILIA A. 'REDMOND'	REDMOND LINDEN
TILIA C. 'GREENSPIRE	GREENSPIRE LINDEN

Evergreen Trees are not permitted to be placed within the park strips or any other area that lies between a walkway and the curb within the Rosecrest Community

EXHIBIT "A" - RECOMMENDED PLANTING LIST

EVERGREEN TREES

<u>SCIENTIFIC NAME</u>	<u>COMMON NAME</u>
ABIES CONCOLOR	CONCOLOR (WHITE) FIR
ABIES LASIOCARPA	SUB-ALPINE FIR
PICEA ABIES	NORWAY SPRUCE
PICEA PUNGENS	COLORADO GREEN SPRUCE
PICEA PUNGENS 'GLAUCA'	COLORADO BLUE SPRUCE
PINUS MUGO 'PUMILIO'	DWARF MUGO PINE
PINUS NIGRA	AUSTRIAN PINE
PINUS SYLVESTRA	SCOTCH PINE

DECIDUOUS TREES

<u>SCIENTIFIC NAME</u>	<u>COMMON NAME</u>
ACER CAMPESTRE	HEDGE MAPLE
ACER GLABRUM	ROCKY MOUNTAIN MAPLE
ACER GRANDIDENTATUM	BIGTOOTH MAPLE
ACER PALMATUM	JAPANESE MAPLE
ACER PLATANOIDES *	NORWAY MAPLE
AESCULUS x CARNEA *	HORSECHESTNUT
BETULA OCCIDENTALIS	WATER BIRCH
CARPINUS BETULUS 'FASTIGIATA' *	PYRAMIDAL HORNBEAM
CELTIS OCCIDENTALIS *	HACKBERRY
CRATAEGUS OXYCANTHA	ENGLISH HAWTHORN
CRATAEGUS PHAENOPYRUM *	WASHINGTON HAWTHORN
FAGUS SYLVATICA *	EUROPEAN BEECH
FRAXINUS AMERICANA *	WHITE ASH
FRAXINUS PENNSYLVANICA *	GREEN ASH
GLEDITSIA TRICANTHOS *	THORNLESS HONEYLOCUST
MALUS 'HOPA'	HOPA CRAB
PLATANUS x ACERIFOLIA *	LONDON PLANE TREE
POPULUS ALBA 'PYRIMIDALIS'	BOLLEANA POPLAR
POPULUS DELTOIDES 'SOUIXLAND'	COTTONLESS COTTONWOOD
POPULUS TREMULOIDES	QUAKING ASPEN
PRUNUS CERA. 'THUNDERCLOUD'	THUNDERCLOUD PLUM
PRUNUS CISTENA	CISTENA PLUM
PRUNUS SUBHIRTELLA *	FLOWERING CHERRY
PYRUS CALLERYANA 'BRADFORD' *	BRADFORD FLOWERING PEAR
QUERCUS GAMBELII	GAMBEL (SCRUB) OAK
QUERCUS MACROCARPA *	BURR OAK
SALIX M. 'UMBRACULIFERA'	GLOBE WILLOW
TILIA CORDATA *	LITTLELEAF LINDEN

* DENOTES POTENTIAL STREET TREE VARIETY

EXHIBIT "A" - RECOMMENDED PLANTING LIST

EVERGREEN SHRUBS

<u>SCIENTIFIC NAME</u>	<u>COMMON NAME</u>
ILEX AQUIFOLIUM 'SAN GABRIEL'	GREEN ENGLISH HOLLY
JUNIPERUS S. 'TAMARISCIFOLIA'	TAM JUNIPER
JUNIPERUS SABINA 'BUFFALO'	BUFFALO JUNIPER
JUNIPERUS SCOPULORUM	ROCKY MOUNTAIN JUNIPER
MAHONIA A. 'COMPACTA'	COMPACT OREGON GRAPE
PHOTINIA FRASERI	FRASER PHOTINIA
PRUNUS LAUROCERASUS	ENGLISH LAUREL
TAXUS MEDIA 'HICKSII'	HICKS YEW

DECIDUOUS SHRUBS

<u>SCIENTIFIC NAME</u>	<u>COMMON NAME</u>
AMELANCHIER UTAHENSIS	UTAH SERVICEBERRY
ARONIA ARBUTIFOLIA	RED CHOKEBERRY
CORNUS STOLONIFERA	RED TWIG DOGWOOD
COTONEASTER APICULATA	CRANBERRY COTONEASTER
BUDDLEIA DAVIDII	BUTTERFLY BUSH
EUONYMUS ALATUS COMPACTA	DWARF WINGED EUONYMUS
FORSYTHIA I. 'LYNWOOD GOLD'	LYNWOOD GOLD FORSYTHIA
POTENTILLA FRUTICOSA SP.	SHRUBBY CINQUEFOIL
PRUNUS VIRGINIANA	CHOKECHERRY
RHUS TRILOBATA 'WASATCH'	WASATCH OAKBRUSH SUMAC
RHUS TYPHINA	STAGHORN SUMAC
ROSA RUGOSA	RUGOSA ROSE
SPIRAEA B. 'ANTHONY WATERER'	ANTHONY WATERER SPIRAEA
SPIRAEA VANHOUTTEI	BRIDAL WREATH SPIRAEA
SYRINGA VULGARIS	COMMON PURPLE LILAC
VIBURNUM SPECIES	VIBURNUM
YUCCA FILAMENTOSA	YUCCA

GROUND COVERS

<u>SCIENTIFIC NAME</u>	<u>COMMON NAME</u>
EUONYMUS FORTUNEI 'COLORATUS'	WINTER CREEPER
HEDERA HELIX	ENGLISH IVY
LYSIMACHIA NUMMULARIA	CREEPING JENNY
MAHONIA REPENS	CREEPING MAHONIA
POTENTILLA VERNA	CINQUEFOIL
SEDUM UTAH	UTAH GREEN SEDUM
VINCA MINOR	DWARF PERIWINKLE

EXHIBIT "A" - RECOMMENDED PLANTING LIST

PERENNIAL FLOWERS

<u>SCIENTIFIC NAME</u>	<u>COMMON NAME</u>
ACHILLEA F. 'CORONATION GOLD'	GOLD YARROW
ACHILLEA MILLEFOLIUM 'CHERRY'	CHERRY YARROW
ALCEA ROSEA 'CHATTERS MIXED'	HOLLYHOCK
AQUILEGIA 'BIEDERMEIER'	COLUMBINE
AQUILEGIA 'McKANA GIANT'	COLUMBINE
ARABIS CAUCASICA 'SNOW CAP'	WHITE ROCK CRESS
ASTER BONNEY BLUE	MICHAELMAS DAISY
ASTILBE 'BRIDAL VEIL'	GOAT'S BEARD
ASTILBE 'FANAL'	GOAT'S BEARD
AURINIA SAXATILE 'COMPACTA'	BASKET OF GOLD ALLYSSUM
CAMPANULA ROTUNDIFOLIA 'OLYMPICA'	BLUE BELLS OF SCOTLAND
CENTAUREA MONTANA 'BLUE'	BACHELOR BUTTON
CHRYSANTHEMUM MAXIMUM 'ALASKA'	SHASTA DAISY
COREOPSIS GRANDIFLORA 'SUNRAY'	TICKSEED
COREOPSIS VERTICILLATA 'MOONBEAM'	TICKSEED
DELPHINIUM PACIFIC GIANT	LARKSPUR
DIANTHUS DELTOIDES 'BRILLIANT'	MAIDEN PINKS
DIANTHUS PLUMARIUS 'ZING ROSE'	ZING ROSE COTAGE PINK
ECHINACEA PURPUREA	PURPLE CONEFLOWER
ECHINACEA PURPUREA 'ALBA'	CONEFLOWER
GAILLARDIA GRANDIFLORA 'GOBLIN'	BLANKET FLOWER
HEMEROCALLIS	DAYLILY
HOSTA 'ROYAL STANDARD'	PLANTAIN LILY
IMPERATA CYLINDRICA 'RED BARON'	JAPANESE BLOOD GRASS
LAVANDULA A. 'HIDCOTE BLUE'	ENGLISH LAVENDER
LUPINUS 'RUSSELL HYBRIDS'	LUPINE
PAPAVER ORIENTALE	ORIENTAL POPPY
PENSTEMON 'PRAIRIE FIRE'	PENSTEMON
POLYSTICHUM SETIFERUM ANGULARE	ALASKAN FERN
RUDBECKIA FULGIDA 'GOLDSTUM'	BLACK EYED SUSAN
VERONICA SPICATA 'RED FOX'	SPIKE SPEEDWELL
VERONICA TEUCRIUM 'BLUE SPIRES'	HUNGARIAN SPEEDWELL

PROHIBITED PLANTS

<u>SCIENTIFIC NAME</u>	<u>COMMON NAME</u>
ACER NEGUNDO	BOX ELDER
ELEAGNUS ANGUSTIFOLIA	RUSSIAN OLIVE
POPULUS SPECIES	COTTON FORMING COTTONWOOD
GINKGO - FEMALE CULTIVARS	FRUITING FEMALE GINKGO

***ANY PLANT OR SPECIES LISTED BY THE STATE OF UTAH AS A 'NOXIOUS WEED'.**

EXHIBIT "B" - ARCHITECTURAL STYLES

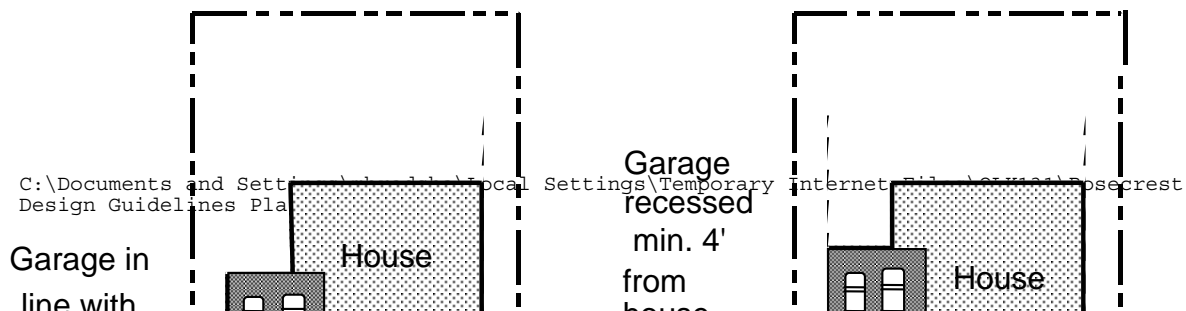
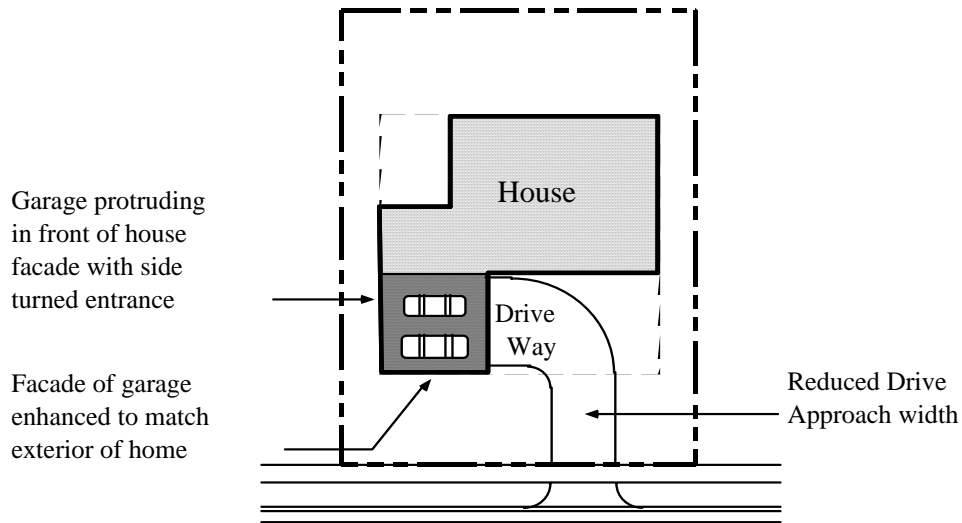
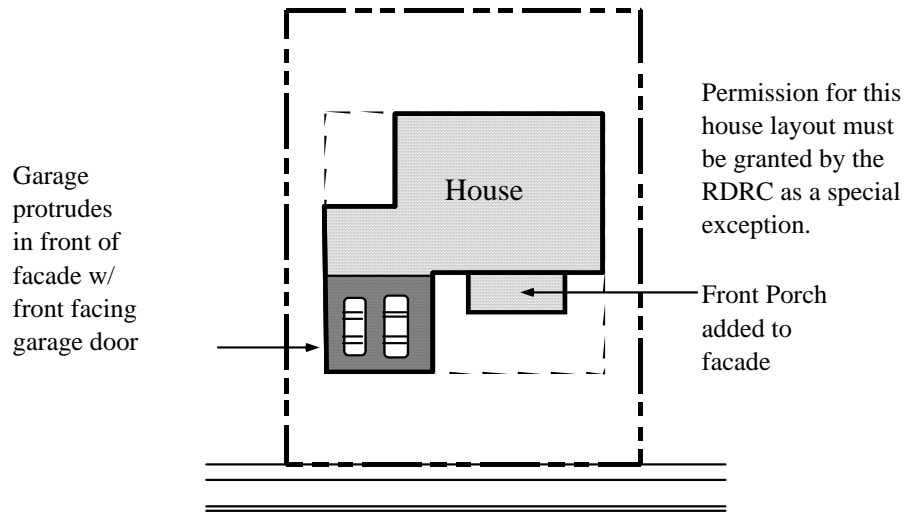


EXHIBIT "B" - ARCHITECTURAL STYLES



Protruding Garage

• Better •



Protruding Garage

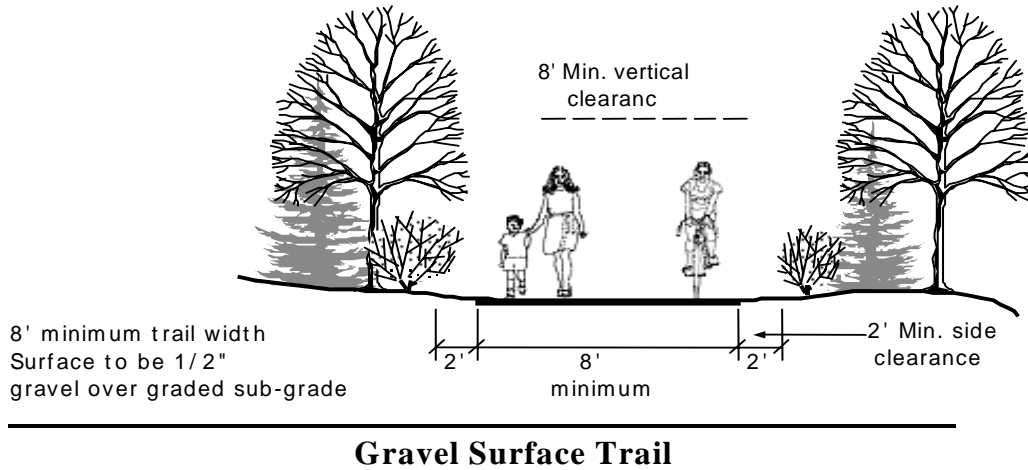
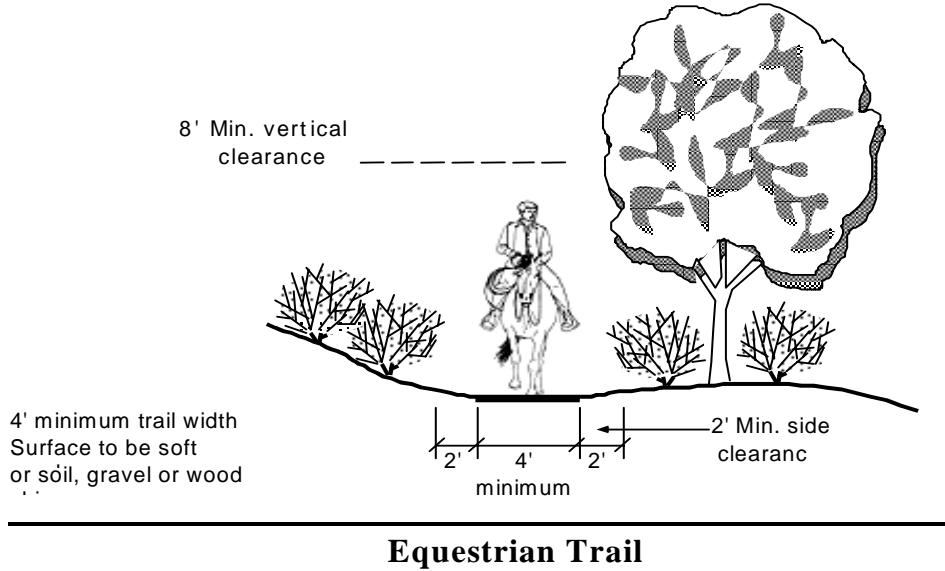
• Requires Design Exception •

11/15/99 ©

Protruding Garage Options

ROSECREST

EXHIBIT "C" - SITE DETAILS



11/15/9 ©

Trail Section

ROSECREST

EXHIBIT "F"

Rosecrest Design Standards and Scoring

Along with the minimum requirements as described in the Design Guidelines, a total of 10 points must be achieved in the following areas to obtain approval from the Rosecrest Design Review Committee. The scoring is designed to be objective and simple (i.e. if you have enough items from the list included in your plan then your plan will be approved) however, there will be some consideration given to additional elements not on the list. However, subjective points will be awarded at the sole discretion of the RDRC and will not be awarded loosely. Therefore, it will be easier to get your plan approved if you include the suggested elements from the list.

HOME SIZE

Increased Square Footage (2 points): (2) Points will be awarded for building house plans that exceed 1700 sq. ft.

ROOFING

Steeper Roof Pitch (2 points): (2) points will be awarded for a roof pitch that is 8/12 or steeper.

Hip Roof (2 points): An additional (2) points will be awarded for any room with a Hip design.

3 Gables (1 point): Additional gables can enhance the façade of an otherwise flat-faced Rambler. (1) point will be given for home designs that incorporate at least 3 gables in the front elevation.

WINDOWS

Window Treatments (3 points): The following window accents will be awarded a maximum of (3) points.

- A 4" stucco or wood trim around each window on the facade of the home (1 point).
- Shutters on each window of the façade (1 point).
- Decorative Iron treatments (1 point)

Dormers and Pop Out/Bay Windows (1 point): (1) point will be awarded for 1 or more dormers or pop outs or bay windows visible from the front of the home.

Glass makes up 25% of front or rear elevation (2 points): Consideration will be given for homes with large front or rear windows designed to take advantage of the views and enhance the look of the home. (2) points possible.

INCREASED MASONRY (2 points each):

75% + Front masonry façade (2 points): Consideration will be given for homes that include a 75% masonry façade, (2) points possible.

35%+ Side Masonry (2 points): (2) points will also be awarded for including more than 35% masonry on the exterior side walls of the home on corner lots. (1) point will be awarded for 35% side masonry for interior lot, exterior side walls.

GARAGES

Garage is detached or set back from front façade (3 points):

Because garages become such a dominant element of the façade when they protrude, special consideration will be given for detached garages or garages that are actually set back from the front of the home. A minimum set back of 3 ft. is required to get credit. (3) points possible.

Side Turn Garage (3 points): (3) points will be awarded for a side turn garage.

Double Doors (2 points): When 2 separate doors are used instead of one large door on a two car garage configuration, it serves to break up and add detail to the façade. (2) points possible.

Alternate Garage Configurations (1-3 points): Additional consideration will be given when the design of the home minimizes the effect of multiple garage doors on the façade.

- The "L" Configuration: When the home is designed so that the third car garage is oriented in a different direction than the other two (2) points possible. (A total of 3 points would then be awarded for the L shaped 3 car garage).
- Double Deep Garage: (1) point will be awarded for floor plans that take advantage of lot depth by using a garage configuration that allows 3 or more vehicles to be parked in a garage with only one door.

PORCHES AND DECKS

Covered Front Porch (2 points): (2) points will be awarded for floor plans that have a covered front porch that encompasses the majority of the front façade (i.e. more than just the entry area). The roofing that covers these porches should be a continuation of the main roof pitch.

Wrap Around Front Porch (2 points): (2) points will be awarded for designs that incorporate a front porch that wraps around the house from the front to the side.

Rear Deck (1 point): When a rear deck is constructed (1) point will be awarded. The size of the deck must be 250 sq. ft. or greater to qualify. Concrete patios do not qualify for this point.

Covered Rear Deck/Patio (2 points): (2) additional points will be awarded for a rear deck that is covered. (This means a total of 3 points can be achieved for constructing a rear deck that is covered). The roof pitch of a covered rear deck may differ from the pitch of the main roof. This applies to both first and second story decks. Double points can be achieved for constructing both first and second story decks. A covered rear patio (i.e. concrete or pavers for floor) qualifies for the (2) points.

Built in Front, Rear, or Side Second Story Balcony (2 points): (2) points will be awarded for *built in* second story balconies. By definition, a balcony has no external support legs that extend to the ground but is supported by the main structure of the home.

Premium Front Yard Landscaping(Up to 3 points): When efforts are made to customize the front yard landscape plan, it serves to beautify the streetscape and enhance the overall perceived value of the community. A combination of the items below can be used to achieve up to 3 points.

2 or More Large Yard Trees (1 point): When 2 or more yard trees that exceed 2 ½ " caliper are included an additional (1) point can be achieved.

Significant Rock Work (1 point): When used for retainage or simply as a decorative element in the front yard. Each Rock must be at least 1' in diameter to qualify. Several rocks of 1" must be used to qualify, or a few larger rocks 3' may receive credit. Submit a plan outlining the rock type and sizes to be used to the RDRC to receive credit.

Water Feature (2 points): Water features such as waterfalls and/or ponds included in the landscape plan will receive an additional (2) points.

Planting Beds and Shrubs (1 point): The use of planting beds or shrubs in the front yard area of the home serves to break up the effect of large grass only areas and are also a good way to conserve water.

OTHER EXTERIOR UPGRADES

Decorative Railings (1 point): (1) one point will be awarded for decorative iron railings or spiral staircases on back porches.

Decorative Support beams (2 points): (2) points can be achieved for the inclusion of wood timber supports (6x6 min.) or stone-clad support beams used to support roofs over covered front porches.

BONUS POINTS

New Plan Introduction (2 points): A bonus of (2) points will be

awarded to any new plan introduced that meets the minimum requirements of the design guidelines, but has never been built anywhere in Rosecrest. This credit can only be claimed once, that is, the first time the plan is built. No points will be awarded for subsequent use of the same floor plan. This credit is designed to promote innovation in architecture and discourage multiple building of the same home in a given area.

Discretionary Points (Up to 3): (3) discretionary points may be awarded by the RDRC for outstanding improvements not covered in the design guidelines or this checklist. Credit given in this area is at the sole discretion of the RDRC and is completely subjective in nature.

Rosecrest Design Guidelines-Aesthetic Improvement Checklist		
Improvement	Points Possible	Total
Square Footage 1700 sq. ft. or Higher	2	
Roof Pitch 7/12 or Steeper	2	
Hip Roof	1	
3 Gables	1	
Window Treatments (See Description)	3	
Dormers and pop out/bay windows	1	
Glass 25% or more	2	
75%+ front masonry	2	
35%+ side masonry	2	
Garage is detached or set back from façade	3	
Side Turn Garage	3	
Double Doors	2	
Alternate Garage Configurations	3	
Covered Front Porch (See Description)	2	
Wrap Around Front Porch	2	
Rear Deck	1	
Covered Rear Deck	2	
Covered Rear Deck/Patio	2	
Built in Front, Rear, or Side Second Story Balcony	2	
Decorative Iron Railings	1	
2 or More Large Yard Trees	1	
Significant Rock Work (See Description)	1	
Water Feature	2	
Planting Beds & Shrubs	1	
Decorative Railings	1	
Decorative Support Beams	2	
New Plan Introduction	2	
Discretionary Points	3	
GRAND TOTAL	Min. 10	=